


RAISING CHILDEN BILINGUALLY

“Practical Suggestions for Parents”



Melbourne
August 31st, 2008



**Practical Suggestions For
Helping Your Child Speak
Your Language**



Dr Susanne Döpke
Consultant in Bilingualism
Speech Pathologist

http://www.bilingualoptions.com.au
Email: susanne@bilingualoptions.com.au
Phone: 9439 4148 Mobile: 0409 977 037

Outline of Talk

1. Realistic assessment of the situation
2. How to create an environment in which your child learns the LOTE successfully?
3. Everyday strategies which help your child to learn your home language






1. Realistic assessment of the situation

The LOTE is starting behind

BUT:
that can be compensated for

It all depends on *how* the parent uses the language.






2. How to create an environment in which your child learns the LOTE successfully?

What you need:

Helpful Attitudes

Helpful Actions



Attitude points

Responsibility

Patience

Fun

Appreciation






Action points

Consistency



Rich language input

Need to speak


3. Everyday strategies which will help your child to learn your home language

- Input for successful language learning
- How to accomplish this
- Role of books
- How to deal with language refusal

• Input for successful language learning

- Be consistent in your language choice
- Be comprehensible
- Model vocabulary, sentence structures, interactive styles
- Repeat yourself
- Re-use your child's utterances










• Input for successful language learning cont.



- Be responsive to your child
- Play language games
- Offer varied and age appropriate language







RAISING CHILDEN BILINGUALLY






“Practical Suggestions for Parents”






Melbourne
August 31st, 2008






	How to accomplish this
	Play with your child
	Follow your child's lead
	Expand topics introduced by your child
	Observe other parents and imitate what works
	Talk to your child about his/her concerns
	Talk in your language whatever the situation or challenge



	and
	Depending on your child's memory or language learning aptitude s/he might need much more of this than others!

	Role of books in the development of the LOTE
	For your toddler: source of common focus
	new vocabulary
	indefinitely repeatable
	basis for play themes 

	Role of books in the development of the LOTE
	For your pre-schooler: new topics
	new structures
	decontextualised language 

	How to deal with language refusal
	Why do our children refuse to speak the community language?
	Motivate your child to speak the LOTE.
	Take your child's lack of knowledge as guidance for the benefit of the community language. 

	How to deal with language refusal cont.
	Make the Language Contract explicit.
	Insist on the language contract.
	Create a need to speak the community language 

	Don't forget:
	Your own consistency is intrinsically related to your child's motivation and ability to speak your language!

	Please ask questions or make comments.
	
	http://www.bilingualoptions.com.au Email: gasomec@bilingualoptions.com.au Phone: 9439 4148 Mobile: 0409 977 037